



Preheater - CEH 1-2-3

The CEH 1-2-3 is a complete compact coolant heater incorporating circulation pump. A high reliable, compact and economical preheater for engines with forced circulation. Preheating is through contact between resistance and fluid (Conduction principle).

Applications

Generators sets, diesel engines, marine, heavy equipment, security and other industrial applications...

The best of technology

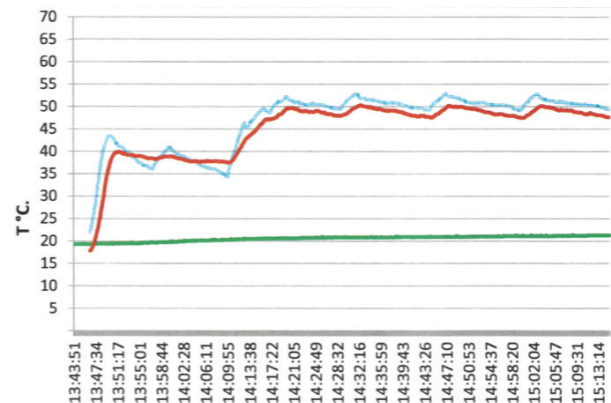
The positioning of the control device avoids the destructive condensation of internal components. Thermostats pilot with a static power relay of 20 A gives almost a unlimited service life.

Specifications


Pump ITT LOWARA EV 25/4 230 V 50/60Hz IP 44: Energy class A (2). Power: 9 à 35 Watts. Vertical or horizontal installation.

- 200-240 Volts, 50/60 Hz power supply - others on request

- Protective cover: IP 55 aluminum
- Control thermostat: 0-80°C manual adjustment range
- Water inlet and outlet: G F $\frac{1}{2}$ "
- Manual air bleeder
- Temperature range: 30-45°C as standard (Option on request)



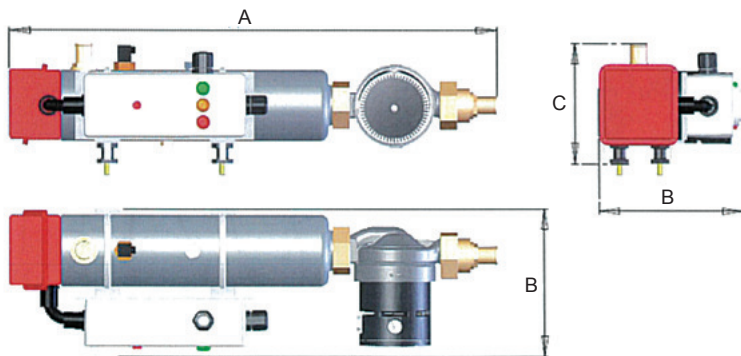
Tests CEH 3, 9 kW, 3 x 400 V, 100729




- | | |
|--|--|
| <p>1 Heating element, max. power flux density: 9-13.5 W/cm².
Electrical connections: Clips to ensure reliable contact</p> <p>2 Protective cover</p> <p>3 Manual air bleeder</p> <p>4 Drain plugs</p> <p>5 Water inlet and outlet couplings: G3/4" x dia. 18 mm</p> <p>6 Regulation Control Box: Polyester IP 66</p> | <p>7 Manual Control Thermostat; 20 A, 250 V - 100,000 cycles.</p> <p>8 110°C security thermostat - manual reset.
Industrial cables: H07RNF with protective sheath.
150 cm connection cable</p> <p>9 Low water level sensor (option)</p> <p>10 Pump</p> |
|--|--|

Model	Power*	Voltage**	Frequency	A - Length	B - Width	C - Height
CEH 1	4 kW	200/240 Volts	50/60 Hz	479 mm	143 mm	173 mm
CEH 2	6 kW	200/240 Volts	50/60 Hz	572 mm	143 mm	173 mm
CEH 3	9 kW	200/240 Volts	50/60 Hz	572 mm	143 mm	173 mm

*) Others on request **) Others on request



Energy class



Pump ITT-LOWARA
EV25/4 230 V 50/60 Hz

Types of engines and validation

Diesel, fuel, LPG engines.

Our power simulation software can help confirm your choices...

Accessories

- Mounting kit: 2 brackets - M8 screws
- Connection kit: 1/2" - 17-18-19 mm

Demp A/S reserves the right to modify the technical specifications contained in this document without notice. No contractual document.

All the components are certified CE, UL and CSA

DEMP A/S CVR No 82 08 56 10
Sandvadsvej 17B
DK-4600 Køge, Denmark



Phone: +45 3920 5422
Mail: demp@demp.com