



Preheater SlimStartEco

The SlimStartEco is a complete coolant preheater with forced circulation, easy to install on a big variety of small engines.

Applications

Generators sets, diesel engines, safety, marine, heavy equipment...

The best of technology

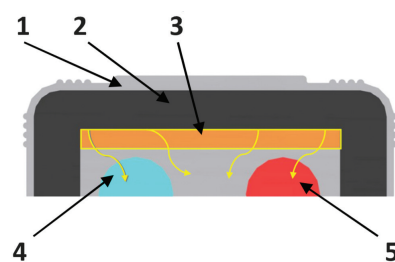
Self-regulating heating elements. Dry operation, without insulation breakdown hazard. No direct contact between fluid and heating elements. Withstands insulation tests in cold or hot conditions.

Specifications

Pump ITT-LOWARA ECO-B-15-1/65 (electronic switching motor). Very low consumption: 14 watts for a 600 L/h (158.5 gal/h flow rate). Built-in overheat and dry-operation safety device. Vertical or horizontal position.

- 100-240 Volts 50/60 Hz power supply
- Aluminum heating body
- Water inlet and outlet: G F $\frac{1}{2}$ "

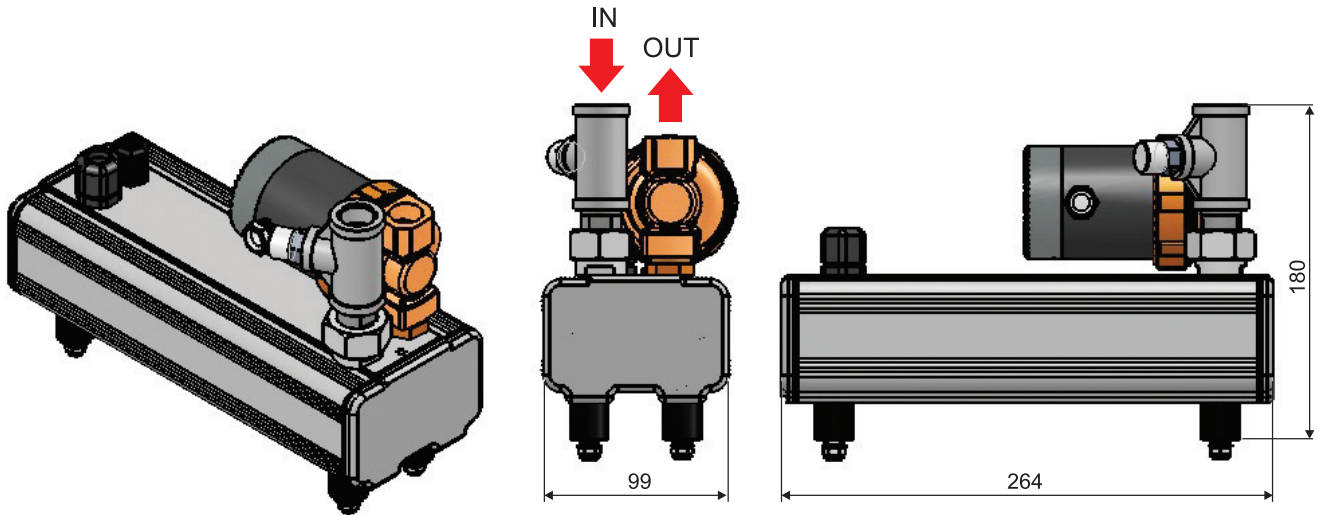
- Manual bleed valve
- Protective cover and internal insulation to further increase efficiency
- Safety thermostat
- Temperature range: 30-45°C



Cross-section view :

1. Aluminum cover
2. Insulation
3. Heating elements
4. Fluid input
5. Fluid output

All the components are certified CE, UL and CSA



Model	Power	Amperage/240 V	Voltage	Frequency
SlimStartEco 500	500 Watts (*)	2.5 A /240 V	100-240 Volts	50/60 Hz
SlimStartEco 1000	1,000 Watts (*)	5 A /240 V	100-240 Volts	50/60 Hz
SlimStartEco 1500	1,500 Watts (**)	6.5 A /240 V	100-240 Volts	50/60 Hz
SlimStartEco 2250	2,250 Watts (**)	10 A /240 V	100-240 Volts	50/60 Hz
SlimStartEco 3000	3,000 Watts (**)	13 A /240 V	100-240 Volts	50/60 Hz

(*) Light vehicles, 3 L displacement engine, 10 L (2.6 gal) water capacity up to -15°C min. or 15 L (4 gal.) capacity up to +10°C (50°F) min.
 (**) With control thermostat.

Types of engines and validation

Diesel, fuel, LPG engines.

Our power simulation software can help confirm your choices...


Energy gain

The output automatically and proportionally decreases when the engine temperature increases, to reach the minimum power required to maintain the engine temperature.

Accessories

- 4 anti-vibrations pads – M6
- 2 fixing brackets with screws – M8 (Screws, nuts, washers)

Energy class



Pump ITT-LOWARA
ECO-B-15-1/65

Demp A/S reserves the right to modify the technical specifications contained in this document without notice. No contractual document.